




Subiaco Primary School

BYOD Year 4 2022



Celebrating  
125 Years  
of 'Our Best'



# Device Requirements

For students to engage fully in the 1:1 iPad classroom they require an iPad that:

6th generation minimum or an iPad Pro .

IOS 13 installed (minimum)      latest IOS 16 is preferred.


64gb minimum of data storage (you can use 32gb devices, but they fill up quickly)

Protective case

Headphones are required  
(plus, adaptor).


A Targus slim stylus is a recommended extra.





# Where to purchase your iPad?

- You are not locked into any provider.
- Winthrop Australia – Our school's technical support provider
- They have special offers to buy through the Winthrop Portal to Subiaco Primary School families.
- Winthrop provides many different options for purchasing, including bundled packages.
- <https://subiacops.wa.edu.au/curriculum/1-1-ipad/>



# Apps List for 2022

**It is essential that the children have all apps, as specified on the app list, already installed on their device.**


Apple App Store.

We recommend that you purchase an App store card this will enable you to purchase any required paid apps.

All apps we are requiring are tried and tested with an emphasis on educational purpose and creativity.


Some apps come already installed on iPads, most are free to download, one has a paid option.

The apps on our lists are our core apps for 2023, however; additional apps may be added to the list throughout the year.



# Insurance and Care

**iPads brought to school are not covered by the Subiaco Primary School or Department of Education's insurance.**



# Insurance and Care



## AppleCare+ Warranty for iPad


AppleCare+ Warranty for iPad provides up to two years of expert telephone technical support and additional hardware coverage from Apple, including up to two incidents of accidental damage coverage per year, each subject to a A\$65 service fee. AppleCare+ benefits are in addition to any legal rights provided by consumer protection laws.

AppleCare+ benefits include

- Warranty repairs extended to 2 years
- Two incidents of accidental damage replacement per year with a \$65 excess fee.
- 2 years of Apple phone support for things such as:
  - Connecting to your home internet
  - Setting up your email
  - Connecting to your home printer
  - Help with mastering and using Apple applications needed for school projects like Keynote or iMovie
  - Setting up iCloud and backing up your documents and photos

For complete terms & conditions, please [click here](#).

**Please note: Due to new laws, from the 5th of October 2021 we are no longer allowed to sell AppleCare+ at the time you purchase the device. We will send you an email 5 days after you place your order with a link to purchase AppleCare+ if you wish to do so.**



# Insurance and Care



## Protecsure Theft and Loss Insurance for iPad

2 Years Coverage. This optional insurance covers against:

- Full theft when in a secure location
- Lost in public transit
- Stolen from a locked vehicle
- Coverage anywhere in Australia
- Overseas trips up to 28 days
- Covers up to the original purchase value of the equipment
- One free reinstatement

All claims will incur a \$100 excess payment.

Please read the [insurance product disclosure statement \(PDS\)](#).

**Please note: Due to new laws, from the 5th of October 2021 we are no longer allowed to sell protecsure insurance at the time you purchase the device. We will send you an email 5 days after you place your order with a link to purchase Protecsure Insurance if you wish to do so.**


## Protecsure Comprehensive Insurance for iPad

2 Years Coverage. This optional insurance covers against:

- Accidental Damage including fire
- Full theft when in a secure location
- Lost in public transit
- Stolen from a locked vehicle
- Coverage anywhere in Australia
- Overseas trips up to 28 days
- Covers up to the original purchase value of the equipment
- One free reinstatement

All claims will incur a \$50 or \$100 excess payment.

Please read the [insurance product disclosure statement \(PDS\)](#).



# iPad Management


## Family Sharing & Child Apple ID

**Nominate one parent/carer as the “family organiser” to set up a child’s Apple ID for any children under the age of 13.**

The Family Organiser must have an Apple device and can link in 5 additional family members into Family Sharing.

- Family members can use the apps without having to purchase new licences
- Family Organiser can recover forgotten passwords
- ‘Ask To Buy’ function means that children have to ask permission from the Family Organiser before purchasing apps
- Family Sharing enables you to access the same music, movies, TV shows, books and apps.
- The Family Organiser can limit children’s access on their device using Screen Time.
- Follow this link for a step-by-step guide to setting up Family Sharing & Child’s Apple ID:
  - <https://support.apple.com/en-au/HT201084>






# iPad Management Parental Controls

**Use Content & Privacy Restrictions in Screen Time to block or limit specific apps or features on your child's device.**

- Set a Parent Passcode and Screen Time password to prevent other family members from changing settings. *\*Make sure you use a different passcode from the one used to unlock the device for the parent access passcode\**
- You can prevent iTunes & App Store purchases
- You can turn off built-in apps or features for example: turn off FaceTime
- You can prevent explicit content played in music, films or TV shows with specific ratings, web content and apps, Siri searches and Game Center features.
- Follow this link for a step-by-step guide to setting Content & Privacy Restrictions:  
•<https://support.apple.com/en-au/HT201304>




# iPad Management

## Screen Time



**Screen Time lets you know how much time you and your children spend on apps, websites and more.**

- Make informed decisions about how you use your devices.
- Set a Screen Time Passcode (different to the one you use to unlock your device) to change Screen Time settings or allow more time when app limits expire.
- Get a detailed report about how the device is used, apps that have been opened and websites that have been visited.
- Set Downtime for bedtime or a set period of time to turn off specific applications.
- Set App Limits for categories of apps. You can customise the time limits and days of the week of when limits apply.
- Set communication limits for Phone, FaceTime and Messages.
- Follow this link for a step-by-step guide to using Screen Time:  
<https://support.apple.com/en-au/HT208982>



# AppleCare Support

## Department of Education WA AppleCare for Enterprise Support

Staff, students and families can access free technical support for Apple devices, such as Macs and iPads, and applications directly from AppleCare Support.


To access AppleCare support:

1. Phone 1300 760 237
2. When Prompted enter access code 2961

Support is available 24 hours a day, 7 days a week for:

- Apple Software and operating systems
- Apple Applications e.g. Keynote
- Personal Apple accounts or settings

\*The Department's AppleCare Enterprise agreement does not provide any extra hardware coverage.



# Help and Advice




About us | Key issues | Research | Newsroom

eSafety Commissioner

I want help with    →


Educators | Parents | Young people | Kids | Women | Seniors | Diverse groups | Industry

Tips on how to [stay safe online](#) during the COVID-19 pandemic





Helping Australians have safe and positive experiences online.

● ○ ○ ||



Download the free app today

 Download on the App Store

 GET IT ON Google Play

